

Sparkasse app: Change verification process

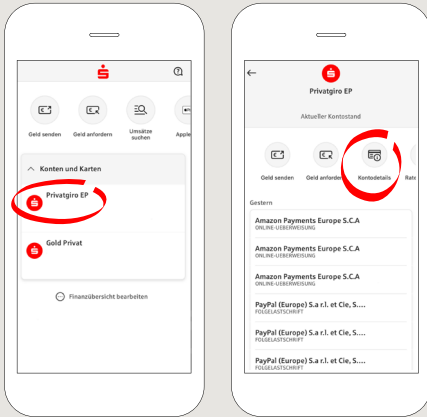
www.ksk-saale-oria.de/s-app

 Kreissparkasse
Saale-Orla

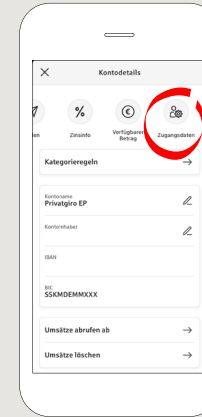
The following description applies to the operating system iOS. For other mobile operating systems, the procedure may differ slightly.

- 1 Start the Sparkasse app with a hint on the app symbol and enter your password. Select an account.

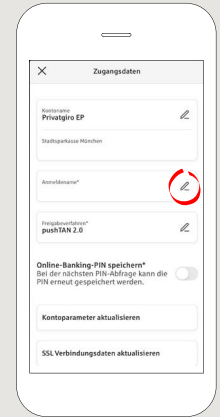
Then tap “Konto-details”.



- 2 Select “Zugangsdaten“ at the top right.



- 3 Click on the pencil next to “Anmeldename“ to change the login name.



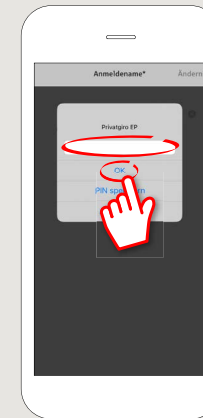
- 4 Select “Weiter“ and change the login name in the next step. Enter the login name for the new procedure that you received by letter from the Sparkasse.

Tip on “Ändern“.



- 4 Enter your PIN to confirm and tip „OK“. Your login name is now changed.

Tip the X in the left upper corner to get back to your Account details.



DO YOU HAVE ANY QUESTIONS ABOUT THE SPARKASSE APP?

Central service call number: You can contact us under **03663 461-0**
Opening hours: www.ksk-saale-oria.de/ksc

Further information about the Sparkasse app is available at: www.ksk-saale-oria.de/s-app